

O Mundo do factor de impacto, citações e a Acta Médica Portuguesa

Fernando Fernandez-Llimos

Professor Auxiliar

Departamento de Sócio-Farmácia

Faculdade de Farmácia, Universidade de Lisboa

Agenda

- O Factor de Impacto
- O Factor de Impacto da Acta Med Port
- Porque é diferente do FI do Lancet?

Axiomas

- O conhecimento científico diferencia-se do conhecimento pessoal na medida em que foi publicado (tornado público)
- Todas as áreas científicas publicam, ainda que com diferentes padrões e tipologias, o seu conhecimento.

Axiomas

- Nas publicações de todas as áreas, seja qual for a tipologia dessas publicações, referenciam-se os conhecimentos aportados por outros investigadores.
- Quando um investigador quer comentar, para bem ou para mal, o trabalho de outro, cita-o. Isto é porque o trabalho daquele impactou, positiva ou negativamente, o trabalho deste segundo investigador.

Silogismo

- **A literatura científica que mais impacta no conhecimento científico posterior é a mais citada.**
- **Nascem os indicadores de impacto**

Índices de impacto

- **Número de citações recebidas**
 - Quantos artigos temos publicados?
- **Número de citações recebidas por artigo publicado**

O Factor de In

J. Hyg. 60, 83 (1954).
5. D. Bodian, *Ibid.* 57, 81 (1953).
6. This work was aided by a grant from the

Sci. 222,
16. A. B. S
Sinai Ho

Citation Indexes for

A New Dimension in Documentation

through Associati

Eu

“The uncritical citation of disputed data by a writer, whether it be deliberate or not, is a serious matter. Of course, knowingly propagandizing unsubstanti

approach to s
ture of scienc
construction,
material that

Garfield E. Citation indexes for science; a new dimension in documentation through association of ideas. *Science*. 1955;122(3159):108-111,

so forth. In effect, the system would provide a complete listing, for the publications covered, of all the original articles that had referred to the article in question. This would clearly be particularly useful in historical research, when one is trying to evaluate the significance of a particular work and its impact on the literature and thinking of the period.

tion of terminology and nomenclature will not solve the problem of subject


Such an “impact factor” may be much more indicative than an absolute count of the number of a scientist’s publications, which was used by Lehman (3) and Dennis (4). The “impact factor” is similar to the quantitative measure obtained by Gross (5) in evaluating the relative importance of scientific journals, a method later criticized by Brodman (6) but used again by Fussler (7).

O Factor de impacto

- Para uma dada revista

$$FI_n = \frac{\textit{citações}_{n-2} + \textit{citações}_{n-1}}{\textit{artigos}_{n-2} + \textit{artigos}_{n-1}}$$

- Factor de Impacto do ano 2011:


$$FI_{2011} = \frac{\textit{citações}_{2009} + \textit{citações}_{2010}}{\textit{artigos}_{2009} + \textit{artigos}_{2010}}$$

Citações produzidas em artigos publicados em 2011 a artigos de 2009 e 2010

O Factor de impacto

(The Lancet 2011)

ISI Web of KnowledgeSM

Journal Citation Reports[®]

[WELCOME](#) [HELP](#) [RETURN TO LIST](#) [NEXT JOURNAL](#)

Journal: LANCET

Mark	Journal Title	0140-6736	158906	38.278	33.797	10.576	276	8.9	4.3
<input type="checkbox"/>	LANCET								

$$FI_{2011} = \frac{\textit{citações}_{2009} + \textit{citações}_{2010}}{\textit{artigos}_{2009} + \textit{artigos}_{2010}}$$

Journal Impact Factor ⓘ

Cites in 2011 to items published in: 2010 = 10244 Number of items published in: 2010 = 271
2009 = 10847 2009 = 280
Sum: 21091 Sum: 551

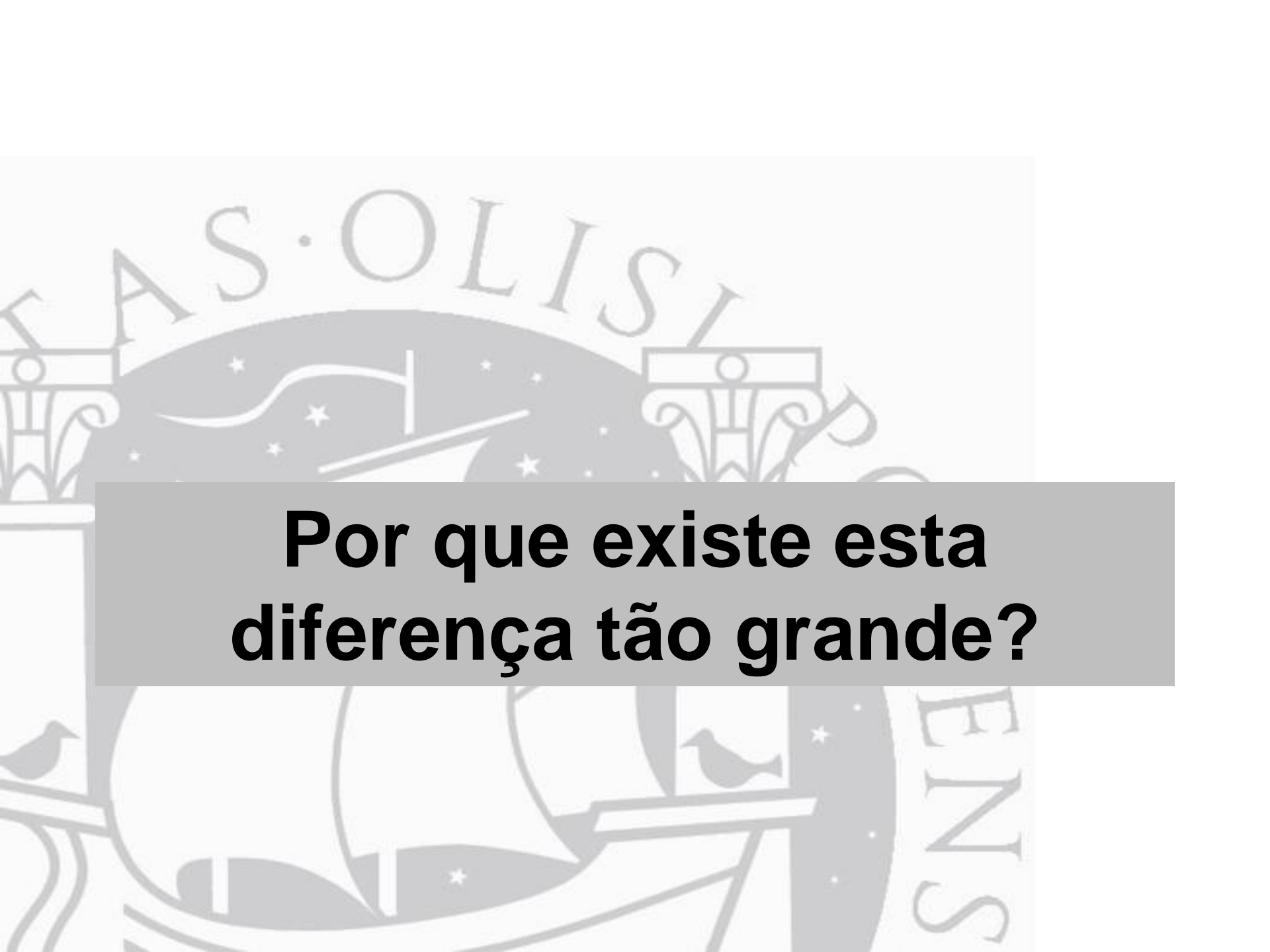
Calculation: Cites to recent items 21091 = **38.278**
Number of recent items 551

Journal Rank in Categories: [JOURNAL RANKING](#)

Journal Impact Factor ⓘ

Cites in 2011 to items published in: 2010 = 10244 Number of items published in: 2010 = 271
2009 = 10847 2009 = 280
Sum: 21091 Sum: 551

Calculation: Cites to recent items 21091 = **38.278**
Number of recent items 551



**Por que existe esta
diferença tão grande?**

Factor de Impacto: Limitações

- Diferenças na obsolescência dos trabalhos entre áreas do conhecimento distintas
 - Vida média de citação (VMC):
Mediana da antiguidade das referências de uma determinada área temática, revista ou artigo

Ciências Sociais > Ciências

Direito > Fisiologia > Química Medicinal

Vida média de citação

Breakdown of the citations *to the journal* by the cumulative percent of 2011 cites to items published in the follo

Cited Year	2011	2010	2009	2008	2007	2006	2005	2004	2003	2002	2001-all
# Cites from 2011	2919	10244	10847	10061	9741	7977	11469	8699	8665	8675	69609
Cumulative %	1.84	8.28	15.11	21.44	27.57	32.59	39.81	45.28	50.74	56.19	100

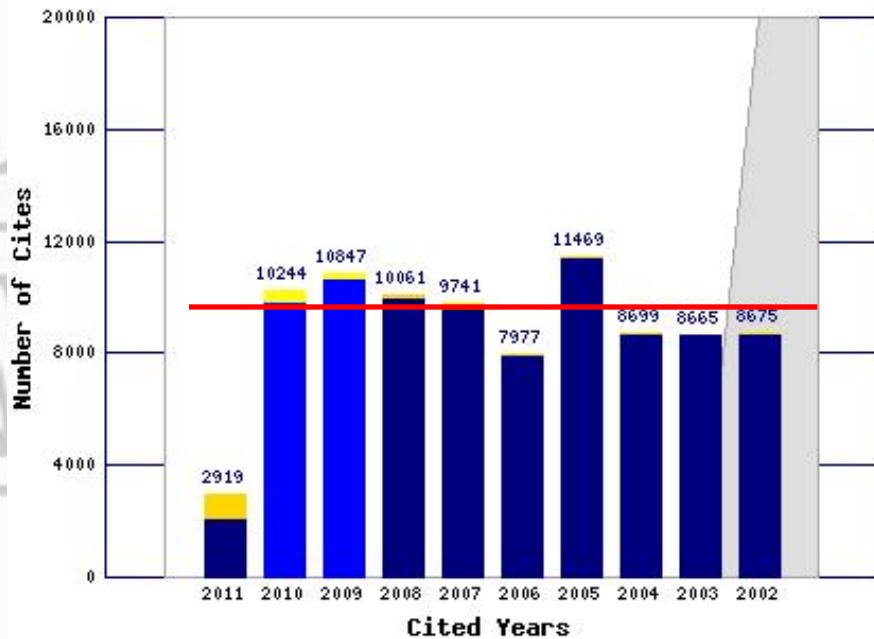
Cited half life (Lancet) = 8,9 anos

Breakdown of the citations *to the journal* by the cumulative percent of 2011 cites to items published in the

Cited Year	2011	2010	2009	2008	2007	2006	2005	2004	2003	2002	2001-all
# Cites from 2011	1	8	10	17	23	30	13	15	15	5	71
Cumulative %	0.48	4.33	9.13	17.31	28.37	42.79	49.04	56.25	63.46	65.87	100

Cited half life (Acta Med Port) = 7,1 anos

Vida média de citação



Lancet

- < Half-Life
- > Half-Life
- Self Cites
- Other Cites

Acta Med Port



- < Half-Life
- > Half-Life
- Self Cites
- Other Cites

Factor de Impacto: Limitações

- Cobertura selectiva da WoS: fonte de onde são extraídas as referências para o cálculo de IF



Contact Us

Search



Why Be Selective?*

It would appear that to be comprehensive, an index of the scholarly journal literature might be expected to cover all journals published. It has been demonstrated, however, that a relatively small number of journals publish the majority of significant scholarly results. This principle is often referred to as Bradford's Law.²

OFFICE LOCATIONS

FREE SCIENTIFIC RESOURCES

Essays

- Citation-Based and Descriptor-Based Search Strategies
- Cited Title Unification
- Expected Citation Rates, Half-Life, and Impact Ratios
- Fifty years of citation indexing and analysis
- History of Citation Indexing
- How the Article Summary Interface Can Get You There
- Journal Evaluation and Source

12,000 top tier international and regional journals in every area of the natural sciences, social sciences, and arts and humanities.

But comprehensive does not necessarily mean all-inclusive.¹

Why Be Selective?*

It would appear that to be comprehensive, an index of the scholarly journal literature might be expected to cover all journals published. It has been demonstrated, however, that a relatively small number of journals publish the majority of significant scholarly results. This principle is often referred to as Bradford's Law.²

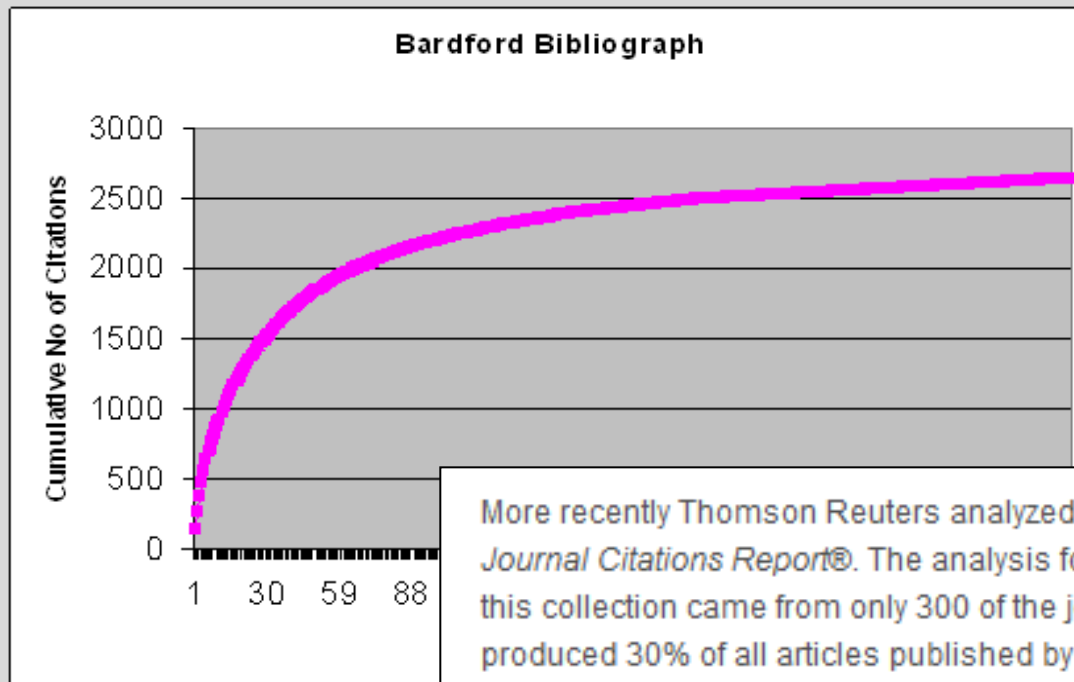
In the mid-1930s, British mathematician and librarian S.C. Bradford realized that the core literature for any given scientific discipline was composed of fewer than 1,000 journals. Of these 1,000 journals, there are relatively few with a very strong relevance to the given topic, whereas there are many with a weaker relevance to it. Those with a weak relevance to the given discipline or topic, however, typically have a strong relevance to some other discipline. Thus, the core scientific literature can form itself around various topics, with individual journals becoming more or less relevant depending on the topic. Bradford's Law states that a small percentage of journals

- Русский
- Română
- Türkçe
- 日本語

[] Fe

Factor de Impacto: Limitações

- Cobertura selectiva da WoS: fonte de onde são extraídas as referências para o cálculo de IF



More recently Thomson Reuters analyzed the 7,621 journals covered in the 2008 *Journal Citations Report*®. The analysis found that 50% of all citations generated by this collection came from only 300 of the journals. In addition, these 300 top journals produced 30% of all articles published by the total collection. Furthermore, this core is not static. Its basic composition changes constantly, reflecting the evolution of scholarly topics. Our mission is to update journal coverage in *Web of Science* by identifying and evaluating promising new journals and, whenever necessary, deleting journals that have become less useful.

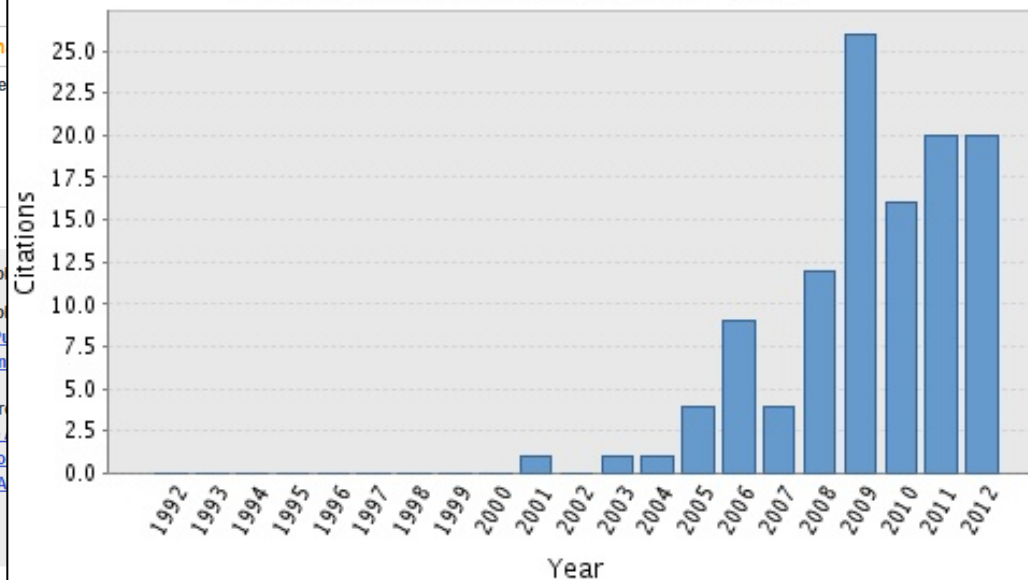
Os meus números na WoK

RESEARCHERID



Home Login Search Interactive Map EndNote Web

Citation Distribution by year



Total Articles in Publication List: 74

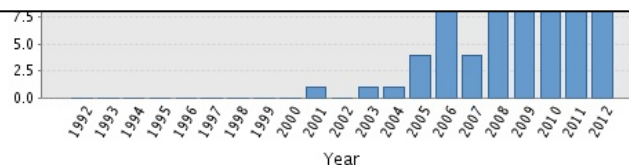
Articles With Citation Data: 61

Sum of the Times Cited: 114

Average Citations per Article: 1.87

h-index: 6

Last Updated: 11/17/2012 19:00 GMT



Os meus números na Scopus

The screenshot displays a Scopus profile page for an author. The page includes a navigation bar with 'SciVerse' and 'Scopus' logos, and a 'PREVIEW' label. The main content area is divided into sections for 'Personal' information and 'Research' statistics. The 'Research' section provides a summary of the author's work, including the number of documents, references, citations, h-index, co-authors, and web search results, along with the subject area.

Hub | ScienceDirect | Scopus | Applications Login | Go to SciVal Suite

Search | Sources | Analytics | Alerts | My list | Settings Help | Live Chat

This is a preview of Scopus. [Click here](#) to learn more about accessing Scopus with our Integration Services. Visit also our [Scopus Info Site](#).

Author ID 6603616312

Affiliation University of Lisbon, Department of Social Pharmacy, Lisbon, Portugal

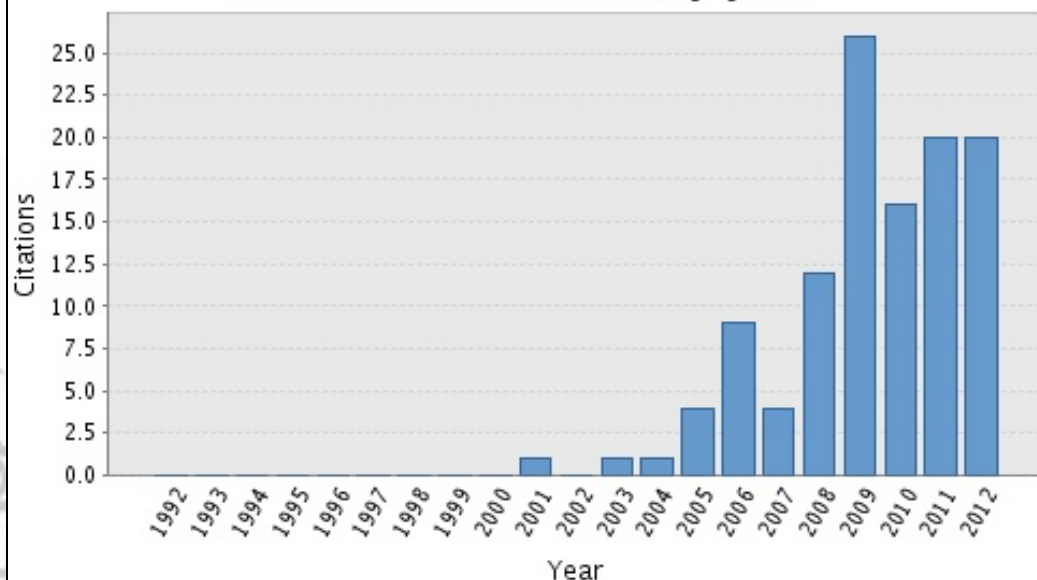
Research

Documents	62	View Author Evaluator	Add to my list
References	1167		
Citations	205	View citation overview	
<i>h</i> Index	10	View <i>h</i> -Graph	The <i>h</i> Index considers Scopus articles published from 1996 forward
Co-authors	116		
Web search	197		
Subject area	Pharmacology, Toxicology and Pharmaceutics Medicine		

More...

Find potential author matches (Showing the 2 most recent)
Prats Más, R., Roig Sánchez, I.

Citation Distribution by year



Total Articles in Publication List: 74

Articles With Citation Data: 61

Sum of the Times Cited: 114

Average Citations per Article: 1.87

h-index: 6

Last Updated: 11/17/2012 19:00
GMT

Author ID 6603616312

Affiliation University of Lisbon, Department of Social Pharmacy,
Lisbon
Portugal

Research

Documents 62 [View Author Evaluator](#) | [+ Add to my list](#)

References 1167

Citations 205 [View citation overview](#)

h Index 10 [View h-Graph](#) The *h* Index considers Scopus articles published from 1996 forward

Co-authors 116

Web search 197

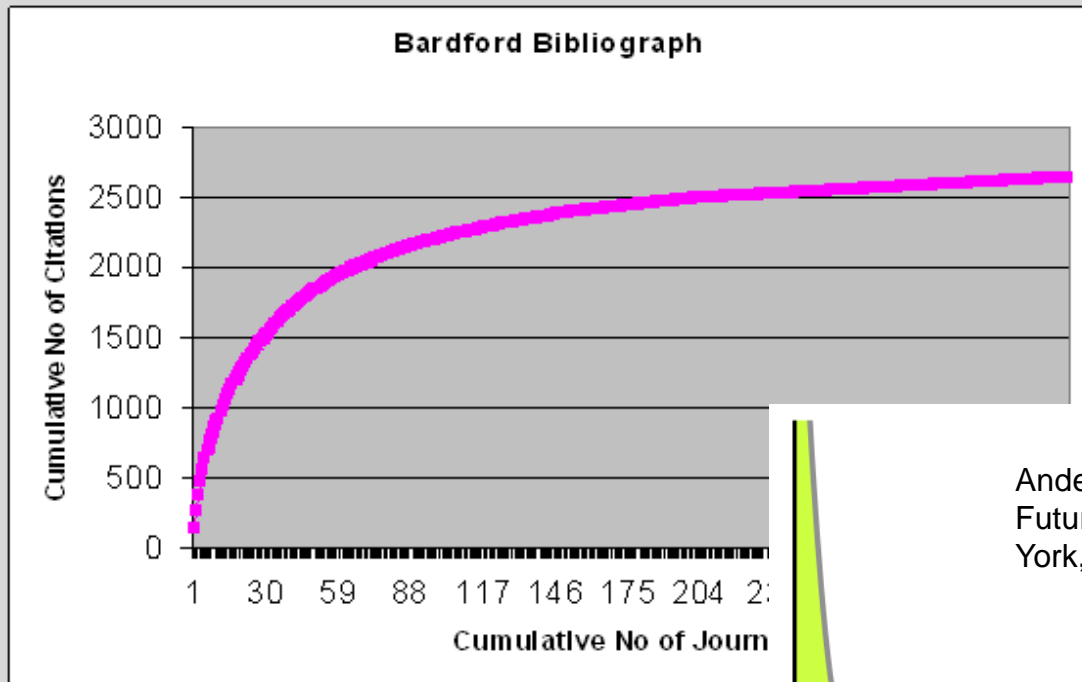
Subject area Pharmacology, Toxicology and Pharmaceutics

Medicine

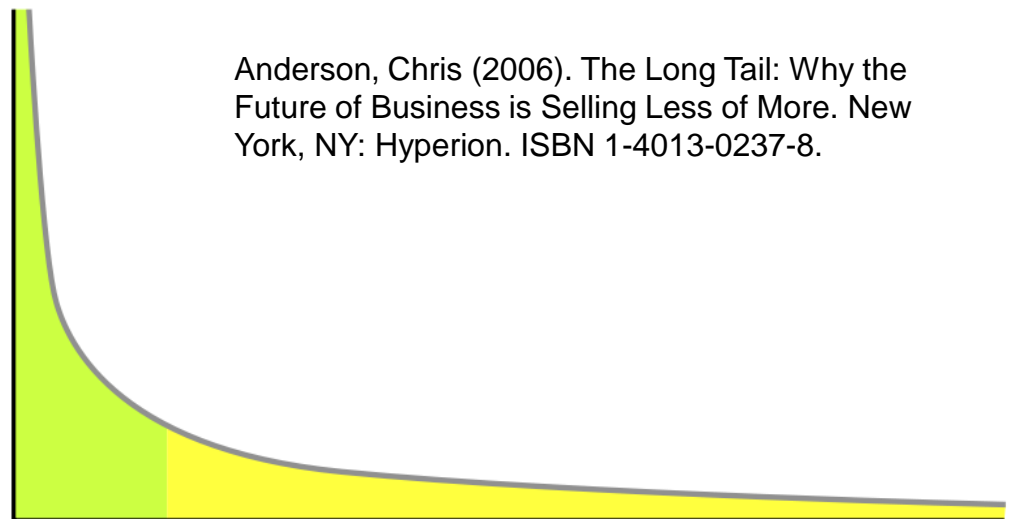
Nursing

Factor de Impacto: Limitações

- Cobertura selectiva da WoS: fonte de onde são extraídas as referências para o cálculo de IF



Anderson, Chris (2006). *The Long Tail: Why the Future of Business is Selling Less of More*. New York, NY: Hyperion. ISBN 1-4013-0237-8.



Factor de Impacto: Limitações

- O que são 'artigos' para o denominador do cálculo?

Table 3. Grading System Used in Algorithm for Determining Substantial Articles

Information Supplied	Points Received
Author	
Anonymous	-1
One author	0
More than one author	+1
Address	
No address	0
Any address	+1
Pages	
Less than two	0
Two	+1
Three	+2
Four	+3
Five or more	+4
References	
Less than two	0
Two to four	+1
Five to eight	+2
More than eight	+3
Page overlap	
No article overlap	0
End overlaps next article	-1
Start overlaps previous article	-1
Start overlaps and end overlaps	-2

$$FI_n = \frac{\textit{citações}_{n-2} + \textit{citações}_{n-1}}{\textit{artigos}_{n-2} + \textit{artigos}_{n-1}}$$

Artigos no Lancet?

lancet[ta] 2010[dp] - PubMed - NCBI - Mozilla Firefox

File Edit View History Bookmarks Tools Help

lancet[ta] 2010[dp] - PubMed - NCBI x Web of Knowledge [v.5.8] - Additiona... x JCR-Web 4.5 Journal Information x +

www.ncbi.nlm.nih.gov/pubmed?term=lancet[ta] 2010[dp]

Most Visited Import to Mendeley Home - PubMed - NCBI Conjuga-me - Conjug... Dicionario Inglés-Esp... Web of Knowledge ORCID Download - NETDRAW

NCBI Resources How To Sign in to NCBI

PubMed.gov
US National Library of Medicine
National Institutes of Health

PubMed lancet[ta] 2010[dp] Search

RSS Save search Advanced Help

Show additional filters Display Settings: Summary, 20 per page, Sorted by Recently Added Send to: Filters: Manage Filters

Text availability
Abstract available
Free full text available
Full text available

Publication dates

Results: 1 to 10 of 1542

<< First < Prev Page 1 of 78 Next > Last >>

[Tackling loneliness in the holidays.](#)

1. [No authors listed]
Lancet. 2010 Dec 18;376(9758):2042. No abstract available.
PMID: 21188761 [PubMed - indexed for MEDLINE]

Results by year









Journal Impact Factor

Cites in 2011 to items published in: 2010 = 10244	Number of items published in: 2010 = 271
2009 = 10847	2009 = 280
Sum: 21091	Sum: 551








Calculation: $\frac{\text{Cites to recent items}}{\text{Number of recent items}} = \frac{21091}{551} = 38.278$

Letters to the editor

- Nature (2011)

Field: Document Types	Record Count	% of 2591	Bar Chart
EDITORIAL MATERIAL	818	31.571 %	
ARTICLE	804	31.030 %	
NEWS ITEM	401	15.477 %	
LETTER	283	10.922 %	
BOOK REVIEW	147	5.673 %	
CORRECTION	79	3.049 %	
REVIEW	37	1.428 %	
BIOGRAPHICAL ITEM	22	0.849 %	
Field: Document Types	Record Count	% of 2591	Bar Chart

- Lancet (2011)

Field: Document Types	Record Count	% of 1741	Bar Chart
EDITORIAL MATERIAL	790	45.376 %	
LETTER	532	30.557 %	
ARTICLE	261	14.991 %	
BIOGRAPHICAL ITEM	81	4.652 %	
CORRECTION	58	3.331 %	
REVIEW	15	0.862 %	
NEWS ITEM	4	0.230 %	
Field: Document Types	Record Count	% of 1741	Bar Chart

Artigos na Acta Med Port?

acta med port[ta] 2010[dp] - PubMed - NCBI - Mozilla Firefox

www.ncbi.nlm.nih.gov/pubmed?term=acta med port[ta] 2010[dp]

PubMed Search

Display Settings: Summary, 20 per page, Sorted by Recently Added

Results: 1 to 20 of 139

1. [\[Neuroleptic malignant syndrome: a rare long lasting case report\]](#)
Lemos J, Mós M, Monteiro A, Henriques P.
Acta Med Port. 2010 Nov-Dec;23(6):1155-9. Epub 2010 Dec 28. Portuguese.
PMID: 21627894 [PubMed - indexed for MEDLINE] **Free Article**

Journal Impact Factor

Cites in 2011 to items published in:	2010 = 8	Number of items published in:	2010 = 135
	2009 = 10		2009 = 62
	Sum: 18		Sum: 197
Calculation:	<u>Cites to recent items</u>	<u>18</u>	= 0.091
	Number of recent items	197	

Por que existe esta diferença tão grande?

Journal Impact Factor ⓘ

Cites in 2011 to items published in: 2010 = 10244 Number of items published in: 2010 = 271

Calculatio

Será que a culpa é apenas das limitações do Factor de Impacto?

Journal

Cites in 2

2009 = 10

Sum: 18

2009 = 62

Sum: 197

Calculation: $\frac{\text{Cites to recent items}}{\text{Number of recent items}} = \frac{18}{197} = 0.091$

O levantamento da hipótese

ARTIGO ORIGINAL

Acta Med Port 2010; 23: 561-566

PRODUÇÃO CIENTÍFICA EM REVISTAS INTERNACIONAIS Pelos Autores da Acta Médica Portuguesa

Fernando FERNANDEZ-LLIMOS, Ana Maria MENDES

O objectivo do presente trabalho é analisar a produção científica internacional recolhida na Web of Science pelos autores que publicaram trabalhos na Acta Médica Portuguesa durante o ano de 2008.

PRODUÇÃO CIENTÍFICA EM REVISTAS INTERNACIONAIS

Pelos Autores da Acta Médica Portuguesa

- Acta Med Port publicou 78 artigos em 2008.
- 295 assinaturas de 259 autores diferentes.
- A sua produção no SCI entre 2003 e 2007 foi:
 - 94 autores (36,3%) assinaram 541 autorias em 420 artigos.
 - 5.8 artigos por autor (DP=9.8)
 - Em 249 revistas com um $IF_{2008}=2.973$ (DP=2.92)
 - Até Junho-2009 347 artigos (82.6%) haviam recebido 5001 citações recolhidas no SCI

PRODUÇÃO CIENTÍFICA EM REVISTAS INTERNACIONAIS

Pelos Autores da Acta Médica Portuguesa

- 420 artigos publicados indexados no SCI.
- 14,035 referências bibliográficas.
- Apenas 10 artigos (2,4%) referenciavam algum artigo da Acta Med Port.
- O total de citações à Acta Med Port foi de 10.
- Apenas 1 referência citava um artigo de 2007 ou 2008:

0.0071%

A comprovação da hipótese

- Análise das referências bibliográficas de TODOS os artigos publicados em números ordinários de 11 revistas biomédicas em 2009 e 2010.

	Portugal	Brasil
Medicina geral e clínica	<ul style="list-style-type: none">• Acta Med Port	<ul style="list-style-type: none">• Acta Sci Health Sci• Medicina (Ribeirão Preto)• Rev Med Minas Gerais
Saúde pública	<ul style="list-style-type: none">• Rev Port Saude Publica	<ul style="list-style-type: none">• Rev Bras Epidemiol• Rev Saude Publica
Ginecologia e obstetricia	<ul style="list-style-type: none">• Acta Obstet Ginecol Port	<ul style="list-style-type: none">• Rev Bras Ginec Obst
Cirurgia	<ul style="list-style-type: none">• Rev Port Cir Cardiotorac Vasc	<ul style="list-style-type: none">• Rev Bras Cardiol Invasiva

Resultados

	Portugal (n=391)	Brasil (n=1038)	p
Referenciação próprio país	5.4% [SD=15.2]	30.1% [SD=30.1]	**p<0.001
Referenciação cruzada	3.2% [SD=8,4]	0.1% [SD=1.4]	**p<0.001
Referenciação U.S.A.	48.4% [SD=24.4]	39.7% [SD=25.9]	**p<0.001
Auto-citações	2.1% [SD=9.3]	6.0% [SD=12.4]	**p<0.001
** t-test			

Conclusão

- **Encontrou-se um padrão de referenciação diferente nas revistas biomédicas brasileiras e portuguesas, sendo que as brasileiras têm:**
 - **Mais referenciação a revistas do seu próprio país**
 - **Menos referenciação a revistas de outro país.**
 - **Mais auto-citação**
- **Parece conveniente avaliar as implicações deste padrão diferenciado nos indicadores bibliométricos.**

Portugal e o Factor de Impacto

ISI Web of KnowledgeSM

Journal Citation Reports®

WELCOME HELP

2011 JCR Science Edition

Journal Summary List

[Journal Title Changes](#)

Journals from: countries/territories PORTUGAL

Sorted by: Journal Title

Journals 1 - 6 (of 6)

Navigation icons: first, previous, [1], next, last

Page 1 of 1

Ranking is based on your journal and sort selections.

Mark	Rank	Abbreviated Journal Title (linked to journal information)	ISSN	JCR Data						Eigenfactor® Metrics	
				Total Cites	Impact Factor	5-Year Impact Factor	Immediacy Index	Articles	Cited Half-life	Eigenfactor® Score	Article Influence® Score
<input type="checkbox"/>	1	ACTA MEDICA PORT	1646-0758	208	0.091		0.009	115	7.1	0.00037	
<input type="checkbox"/>	2	ACTA REUMATOL PORT	0303-464X	186	0.547		0.227	44	3.2	0.00060	
<input type="checkbox"/>	3	CIENC TEC VITIVINIC	0254-0223	36	0.263		0.000	9		0.00009	
<input type="checkbox"/>	4	PORT MATH	0032-5155	237	0.300		0.125	24	>10.0	0.00072	
<input type="checkbox"/>	5	REV PORT PNEUMOL	0873-2159	144	0.266		0.805	41	2.9	0.00029	
<input type="checkbox"/>	6	REVSTAT-STAT J	1645-6726	60	0.125		0.071	14		0.00043	

Journals 1 - 6 (of 6)

Navigation icons: first, previous, [1], next, last

Page 1 of 1

[Acceptable Use Policy](#)
Copyright © 2012 Thomson Reuters.

THOMSON REUTERS

Published by Thomson Reuters

NOTA EDITORIAL

Contamos contigo. ¿Contamos también con tus citas?

(We are counting on you –can we count on your citations as well?)

Hace unos años una Carta al Director de GACETA SANITARIA presentaba un «ejercicio» sobre la evolución reciente del factor de impacto bibliográfico (FI) en el campo de la salud pública y la epidemiología¹: qué revistas tenían el mayor FI, cómo habían ascendido o descendido en ese ránking, cómo se incorporaban las revistas a esa lista privilegiada... En un último párrafo se hacía notar la ausencia de revistas españolas en esa lista, es decir, la falta de FI nú-

cuento de trabajos publicados a lo largo de toda la vida profesional en revistas incluidas en el Science Citation Index® (SCI), la suma de sus FI y el cómputo del FI medio por artículo... (¿es razonable calcular la media por artículo de la puntuación del FI?). Son ejemplos de la trampa en la que hemos caído (¿a la que nos hemos lanzado?). Este simple índice bibliométrico, afectado por diferentes sesgos^{6,7}, ha tomado en España y en otros muchos países un significado casi mágico. El FI es uti-

Fernández E, Plasència A. [We are counting on you--can we count on your citations as well?]. Gac Sanit. 2002 Jul-Aug;16(4):288-90.